

iShares Core £ Corp Bond UCITS ETF GBP (Dist) | SLXX

Performance History

31/05/2023

Growth of 1,000 (GBP)

Advanced Graph



Category: GBP Corporate Bond

Category Benchmark: Markit iBoxx GBP NonGilts TR

Key Stats

Closing Price 22/06/2023	GBX 11583.50
Day Change	0.05%
Morningstar Category™	GBP Corporate Bond
Volume	5835
Exchange	LONDON STOCK EXCHANGE, THE
ISIN	IE00B00FV011
Fund Size (Mil) 21/06/2023	GBP 1825.12
Share Class Size (Mil) 21/06/2023	GBP 1824.41
Ongoing Charge 25/01/2023	0.20%

* This rating and report were issued for a different share class of this fund. The performance and fee structure of this class may vary from that referenced.

Morningstar Research

[Click here to read this analyst report on the underlying fund.](#)

Sustainability ⓘ

Sustainability Rating

Corporate Sustainability Contribution

100%

Sovereign Sustainability Contribution

0%

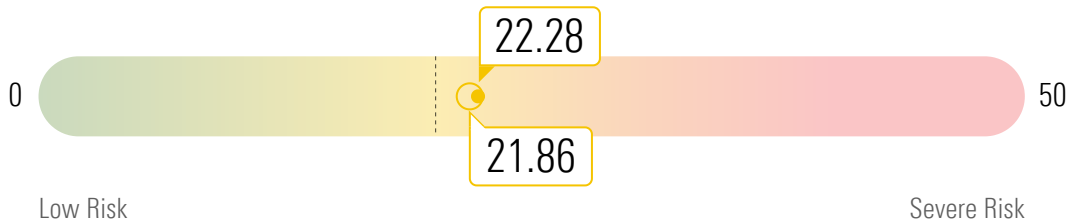
Number of Investments in Global Category

338

Sustainable Investment

No

Corporate Sustainability Score • Historical ○ Current ▤ Global Category Average (Historical)



Sovereign Sustainability Score ▤ Global Category Average (Historical)



Corporate ESG Pillars (lower scores = lower risk)

3.71
Environmental

9.18
Social

7.17
Governance

1.81
Unallocated

Current Sustainability Score based on 97.36% of Corporate AUM and — of Sovereign AUM | Global Category: Sterling Fixed Income | Sustainability Score and Sustainability Rating as of 30 Apr 2023

category, offering fixed income | sustainability score and sustainability rating as of 30 Apr 2023.

Portfolio as of 30 Apr 2023. Sustainalytics provides issuer-level ESG Risk analysis used in the calculation of Morningstar's Sustainability Score. Sustainable Investment Mandate information is derived from the fund prospectus.

Investment Objective: iShares Core £ Corp Bond UCITS ETF GBP (Dist) | SLXX

The investment objective of the Fund is to provide investors with a total return, taking into account both capital and income returns, which reflects the return of the Bloomberg Euro Corporate Bond Index.

Returns		Management	
Trailing Returns (GBP)	22/06/2023	Manager Name	Start Date
YTD	-1.22	Not Disclosed	29/03/2004
3 Years Annualised	-6.69	Inception Date	29/03/2004
5 Years Annualised	-1.57		
10 Years Annualised	1.91		
<hr/>			
12 Month Yield	3.13		
Dividend Paying Frequency	Quarterly		

Category Benchmark

Fund Benchmark	Morningstar Benchmark
Markit iBoxx GBP Liquid Corp Large TR	Markit iBoxx GBP NonGilts TR

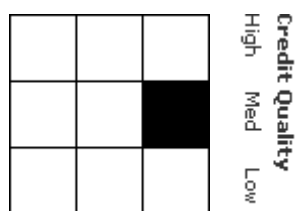
Portfolio Profile for iShares Core £ Corp Bond UCITS ETF GBP (Dist) | SLXX

20/06/2023

Top 5 Holdings	%	Fixed Income	
BlackRock ICS Stlg LiqEnvtyAwr ...	1.09	Effective Maturity	9.27
Electricite de France SA 6.125%	0.61	Effective Duration	6.19
ENEL Finance International N.V. ...	0.60		
Electricite de France SA 5.5%	0.58		
Bank of America NA Charlotte N C 7%	0.56		

Morningstar Style Box®

Fixed Income Style



Asset Allocation

	% Long	% Short	% Net Assets
Stock	0.00	0.00	0.00
Bond	100.20	0.38	99.82
Property	0.00	0.00	0.00
Cash	1.45	1.28	0.18
Other	0.00	0.00	0.00

Low Med High

Interest Rate Sensitivity

Growth Of 1000 (GBP)

31/05/2023

Fund: iShares Core £ Corp Bond UCITS ETF GBP (Dist) | SLXX

Category: GBP Corporate Bond

Category Index: Markit iBoxx GBP NonGilts TR



Annual Returns (GBP)

31/05/2023

	2016	2017	2018	2019	2020	2021	2022	31/05
Price Return	12.56	4.16	-2.59	11.15	8.92	-4.14	-18.71	-0.32
+/- Category	2.85	-0.68	-0.28	1.53	0.21	-1.46	0.00	-0.42
+/- Category Index	1.90	-0.16	-1.06	1.88	1.12	-1.04	-0.99	-0.41
% Rank in Category	8	67	60	22	35	85	67	78

Trailing Returns (GBP)

22/06/2023

	Total Returns	+/- Category	+/- Category Index
1 Day	0.05	0.44	0.01
1 Week	-0.16	-0.21	-0.04
1 Month	-1.83	0.03	-0.06
3 Months	-3.23	0.25	-0.14
6 Months	-1.52	-0.56	-0.45
YTD	-1.22	-0.51	-0.38
1 Year	-6.14	-1.06	0.06
3 Years Annualised	-6.69	-0.54	-0.58
5 Years Annualised	-1.57	-0.07	-0.07
10 Years Annualised	1.91	-0.14	-0.06

Category: GBP Corporate Bond

Category Index: Markit iBoxx GBP NonGilts TR

Quarterly Returns (GBP)

31/05/2023

	Quarter 1	Quarter 2	Quarter 3	Quarter 4
2023	2.13	-	-	-
2022	-6.66	-7.98	-11.66	7.13
2021	-5.06	1.82	-1.24	0.42
2020	-5.49	9.63	1.18	3.91
2019	4.98	2.31	3.86	-0.36
2018	-1.61	-0.52	-0.25	-0.23

Morningstar Rating™(Relative to Category)

31/05/2023

	Morningstar Return	Morningstar Risk	Morningstar Rating™
3-Year	Below Average	Above Average	★★
5-Year	Average	Above Average	★★
10-Year	Average	Above Average	★★★
Overall	Average	Above Average	★★★

Category : GBP Corporate Bond

[Click here to see our Methodology](#)

Volatility Measurements

31/05/2023

3-Yr Std Dev	9.89 %	3-Yr Sharpe Ratio	-0.68
3-Yr Mean Return	-5.55 %		

Modern Portfolio Statistics

31/05/2023

31/05/2023

	Standard Index	Best Fit Index
	Markit iBoxx GBP NonGilts TR	Bloomberg Sterling Agg Corp TR GBP
3-Yr Beta	1.14	1.00
3-Yr Alpha	0.49	-0.36

Fixed Income Style

31/05/2023

Morningstar Style Box®

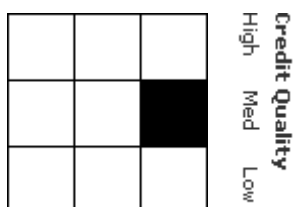
Fixed Income Style

Size

Total Market Value (Mil)

Rel to Cat

GBP 1829



Low Med High

Interest Rate Sensitivity

Maturity Distribution

Maturity Distribution	%
1 to 3	17.96
3 to 5	20.68
5 to 7	17.12
7 to 10	11.66
10 to 15	14.35
15 to 20	11.28
20 to 30	3.99
Over 30	2.79

Effective Maturity

9.27

Effective Duration

6.19

Credit Quality Breakdown

%

%

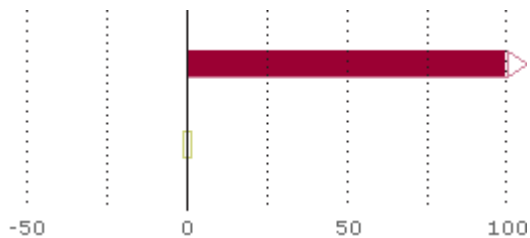
AAA	1.52	BB	0.00
AA	9.42	B	0.00
A	39.11	Below B	0.00
BBB	49.95	Not Rated	0.00

Category: GBP Corporate Bond

Asset Allocation

20/06/2023

	% Long	% Short	% Net Assets
Stock	0.00	0.00	0.00
Bond	100.20	0.38	99.82
Property	0.00	0.00	0.00
Cash	1.45	1.28	0.18



Other	0.00	0.00	0.00
-------	------	------	------

Top 10 Holdings

20/06/2023

Portfolio NEW

Total Number of Equity Holdings	0
Total Number of Bond Holdings	498
Assets in Top 10 Holdings	6.00

Name	Sector	Country	% of Assets
BlackRock ICS Stlg LiqEnvtyAwr Agcy Inc	—	Ireland	1.09
Electricite de France SA 6.125%	—	France	0.61
ENEL Finance International N.V. 5.75%	—	Italy	0.60
Electricite de France SA 5.5%	—	France	0.58
Bank of America NA Charlotte N C 7%	—	United States	0.56
Morgan Stanley 5.789%	—	United States	0.54
Electricite de France SA 6%	—	France	0.52
AT&T Inc 7%	—	United States	0.52
JPMorgan Chase & Co. 0.991%	—	United States	0.49
Barclays PLC 3.25%	—	United Kingdom	0.49

⊕ Increase ⊖ Decrease ☆ New since last portfolio

Category: GBP Corporate Bond

Management

Name of Company	BlackRock Asset Management Ireland - ETF	Domicile	Ireland
Phone	-	Legal Structure	Open Ended Investment Company
Website	www.blackrock.com	UCITS	Yes
Address	1st Floor Dublin D04 YW83 Ireland	Inception Date	29/03/2004
		Fund Advisor(s)	BlackRock Advisors (UK) Limited

Fund Manager Not Disclosed

Manager Start Date 29/03/2004

Fees and Expenses

Sales Charges (Maximum)		Annual Charges	
Max Initial Charge	n/a	Max Annual Management Charge	0.20%
Max Exit Charge	n/a	Ongoing Charge	0.20%

Purchase Details

Minimum Investments

Initial -

Additional	-
Savings	-
Tax Free Savings Schemes	
ISAs	No